

# BPMS<sup>™</sup> System

## Seating & Positioning Analysis



### Objective pressure measurement & positioning tool

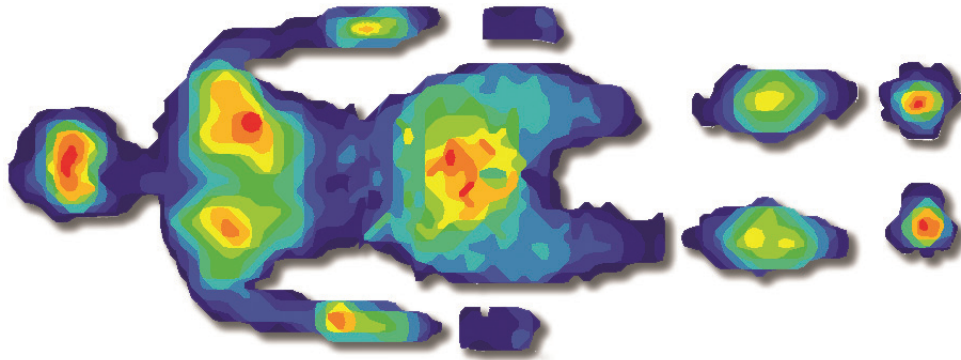
BPMS (Body Pressure Measurement System) is the most powerful and versatile pressure measurement and positioning tool of its kind. It provides accurate and reliable pressure readings enabling you to optimize seating, bedding, cushioning and positioning solutions. By pinpointing anatomical structures that cause concentrated pressures, BPMS shows you where the pressures need to be relieved.

BPMS ensures precise measurement of location and magnitude of peak pressures without altering the support surface characteristics. Improve patient documentation and communication with a more effective way to identify pressure related problems which provides quantitative results and visual pressure displays.

### Pressure mapping allows you to

- Screen for pressure sores, ulcers, and wounds
- Identify pressure on high risk areas
- Monitor progression and treatment of wound ulcerations
  - Reduce the incidence of ulcers & speed healing time
- Perform pre-/post-surgical evaluations
- Assess seating and posture abnormalities
- Scientifically select cushions and positioning
  - Enhances patient satisfaction with support surfaces
- Provide tangible, visible biofeedback for the client

# BPMS™ Analysis

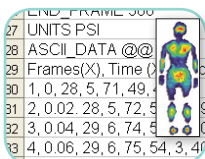


Subject shown lying on a 2-sensor configuration (model #5400N). The high spatial resolution of the sensor allows you to measure and display the high pressure areas (in red) as the subject is lying down (back of head, left scapula, right elbow, lower back, and back of heels).

Sensor Model	# of Mats	Sensing Area	# of Sensing Elements	Spatial Resolution
5315	up to 8	up to 1.95 x 0.85 m (6.40 x 2.80 ft)	up to 16,128	1 sensel™/cm <sup>2</sup> (6.25 sensels/in <sup>2</sup> )
5330	up to 2	up to 0.94 x 0.47 m (3.10 x 1.55 ft)	up to 2,048	0.5 sensel/cm <sup>2</sup> (3.0 sensels/in <sup>2</sup> )
5350	up to 2	up to 0.42 x 0.77 m (1.36 x 2.53 ft)	up to 3,116	1 sensel/cm <sup>2</sup> (6.25 sensels/in <sup>2</sup> )
5400N	up to 4	up to 2.31 x 0.88 m (7.56 x 2.90 ft)	up to 7,072	0.35 sensel/cm <sup>2</sup> (2.23 sensels/in <sup>2</sup> )

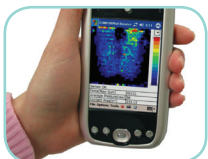
## Related Products & Options

### Research Software



Additional graphing capability, tools to isolate and segment anatomical regions, and ASCII output

### Handheld/Wireless



Portable system using a PDA to retrieve data without a connection to the computer

### Video Synchronization™



Synchronize and play back both video and pressure data simultaneously

### Pressure Measurement Mats



Add floor mat(s) for barefoot assessment

### F-Socket™



Assessment of prosthetic pressures



**CALL TODAY FOR A DEMONSTRATION!**